

Hawaii Island Town Cancels



Napoopoo
253.01
Mar 23, 1899
81 (P)



Kohala
282.013
Jan 1, 1897
74 (P)



Volcano House
281.02
Jan 18, 1899
75 (P)



Kohala
282.011
May 2, 1894
75 (P)



Laupahoehoe
282.011
Sep 4, 189?
59 (P)



Mahukona
255.01
Jun ?, 189?
75 (P)



Paaui
253.01
Dec 20, 1899
75 (P)



Paaui
282.011
no date
75 (P)



Kohala
281.013
Mar 6, 1889
43 (P)



Hilo
253.03
Jan 21, 1895
76 (P)



Hawaii Island

2



Holualoa
253.01
Jul 27, 1899
81 (P)



Kealakekua
281.02
Mar 23, 1899?
75 (P)



Kealakekua
282.011
Sep 29, 1899?
57 (P)



Keauhou
282.013
Jun 18, 1899?
74 (P)



Kohala
282.013
Oct 26, 1899
52 (P)



Puehuehu
282.016
Feb ?1, 1884
38 (P)



Kawaihae
282.011
? P4, 1899
75 (G)



Kawaihae
281.01
Sep 18, 1899?
75 (B)



Kawaihae
281.01
Mar 22, 1899?
74 (P)



Kailua
282.011
Jul 6, 1899
75 (B)

Hawaii Island

3



Kailua
282.016
Mar 2, 1897
81 (B)



Hookena
282.011
Apr 15, 189?
43 (B)



Kawaihae
282.011
Aug 10, 1890
43 (P)



Honuapo
282.012
no date
75 (P)



Hilo
274.01
Aug 20, 1894
74 (P)



Hilo
253.41
Apr 18, 1895
75 (P)



Hoopuloa
282.01
no date
75 (P)



Kukuihaele
282.01
Mar ?, 189?
75 (P)



Kailua
282.011
Aug ?, 189?
66 (P)



Hilo
253.03
Oct ?, 1894
74 (P)



Hawaii Island

4



Hookena
281.01
no date
75 (P)



Honolulu
253.01
May 23, 1899
75 (P)



Kohala
238.02
Jan 17, 1890
35 (B)



Hilo
271.035
Sep 1, 1899
80 (B)



Hilo
253.01
Nov 4, 1899
77 (P)



Hilo
282.011
Jan 2, 1894
42 (P)



Hilo
282.011
Sep 14, 1891
44 (P)




Hilo
271.035
Sep 1, 1898
74 (B)



Hilo
281.01
Dec 11, 1893
55 (P)



Hilo
281.01
Jul 2, 1889
31 (B)



Hawaii Island

5



Kailua
282.016
Nov 29, 18??
39 (P)



Honokaa
255.01
Nov 10, 189?
75 (P)



Hilo
281.01
Oct 25, 1891
39 (P)



Hilo
274.01
Oct 3, 1895
75 (BI)



Hilo
235.01
Apr 14, 1898
77 (P)



Kealahkekua
282.016
Jul 17, 1895
75 (P)



Mahukona
282.016
Sep 5, 1899
75 (P)



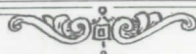
Kealahkekua
282.011
Jan 5, 1896
74 (P)



Waiohinu
259.13
?? 27, 189?
43 (P)



Kawaihae
238.02
Dec 8, 187?
35 (B)



Hawaii Island

6



Hookena
281.01
Sep 10, 1897
74 (P)



Hilo
271.03
no date
80 (B)



Kohala
282.013
Jan 31, 1889
43 (P)



Waimea
281.01
Jun 6, 1899
81 (P)



Hilo
253.03
Sep 20, 1900
76 (P)



Honokaa
282.016
no date
75 (P)



Kukuihaele
281.02
Mar 30, 1897
81 (P)




Kailua
282.016
Feb 27, 1900
81 (P)



Laupahoehoe
282.011
Sep 6, 1892
52 (BI)



Paauilo
253.01
Jun 23, 1899
81 (P)



Hawaii Island

7



Laupahoehoe
281.01
Oct 28, 1899
75 (P)



Pahala
253.41
Mar 11, 189?
75 (P)



Honokaa
282.013
Nov ?, 1887
43 (P)



Hilo
271.035
Jul 3, 1897
75 (B)



Hoopuloo
281.03
Sep 13, 1899
82 (P)



Hilo
281.01
Jan 22, 1894
57 (B)



Kohala
282.011
May 16, 1899
U 2 (P)




Mahukona
281.01
Jan 20, 1898
76 (P)



Laupahoehoe
282.011
Dec 3, 1892
U 2 (BI)



Hakalau
281.02
Oct 11, 189?
82 (P)



Hawaii Island

8



Papaikou
255.01
Nov 4, 1898
74 (B)



Ookala
259.023
Nov 14, 1898
75 (B)



Hilo
253.01
Nov 9, 1899
74 (R)



Paauilo
609
no date
75 (B)



Olaa
281.013
dateless
75 (B)



Laupahoehoe
291.01
Oct 2, 1899
75 (P)



Naalehu
253.01
Jul 9, 1899
74 (P)



Olaa
253.01
Apr 21, 1899
81 (P)

Kohala
282.011
Apr. 1, 1893
U 2 (P)

HAWAII ISLAND

9



Punaluu
281.010
no date
52 (B)



Punaluu
281.010
Sep 15, 1898
75 (P)



Kalapana
253.060
Mar 28, 1898
75 (P)



Naalehu
282.011
Jan 29, 1891
43 (P)



Laupahoehoe
253.010
Feb 28, 1899
81 (P)



Mahukona
253.010
Jun 2, 1899
81 (P)



Waimea
281.010
PPP 19, 1894
75 (R)



Mahukona
282.011
no date
52 (P)



Paauilo
281.013
Aug 20, 1890
43 (P)



Hawaii Island

10



Ookala
253.41
Jul 1, 1886
U 2 (P)



Laupahoehoe Beach
282.04
Oct 1, 1885
U 2 (P)



Napoopoo
253.010
Oct 2, 1890
75 (P)



Hakalau
281.020
no date
76 (P)



Waiohinu
259.13
Dec 2, 1890
75 (P)



Waimea
281.010
Oct 11, 1890
75 (P)



Hakalau
~~281.020~~ 237.120
Apr 16, 1890
75 (Br)

Hawaii Island




11



Lapahoe
282.016
DEC 11, 1884
U 2 (P)



Hoopuloa
282.011
Feb ??, 18??
S1 (B)



Maui Island Town Cancels



Makawao
282.011
Jan 8, 1893
75 (P)



Kahului
272.642
May 28, 1898
75 (BI)



Kahului
272.642
Dec 19, 1899
81 (BI)



Kahului
253.01
Dec 1, 1897
75 (R)



Makawao
259.01
May 2, 1900
81 (B)



Lahaina
282.011
Sep 20, 1897
78 (P)



Makawao
282.011
no date
75 (B)



Kipahulu
282.011
no date
75 (P)



Hamakuapoko
281.01
Aug ?, 1890
43 (BI)



Hamakuapoko
281.011
no date
75 (B)

Maui Island

2



Hana
255.01
May 5, 1897
75 (P)



Wailuku
281.02
Nov 2, 189?
81 (P)



Wailuku
281.01
Aug 28
43 (B)



Spreckelsville
282.011
Sep ?2, 189?
75 (P)



Wailuku
281.011
Mar 26, 189?
52 (P)



Paia
253.01
Apr 8, 189?
81 (B)



Hamo
253.01
May 10, 1899
81 (P)



Lahaina
255.01
May 1, 1900
81 (P)



Hamo
281.011
Nov 17, 1891
52 (P)



Hamakuapoko
281.011
May ?, 189?
81 (B)



Maui Island

3



Spreckelsville
282.011
Jan 22, 189?
75 (R)



Lahaina
281.013
Jun 16, 1884
43 (BI)



Paia
282.013
Oct 18, 1890
43 (B)



Kahului
238.42
P 2, 1882
35 (B)



Wailuku
281.01
May 28, 1886
39 (B)



Wailuku
285.012
no date
38 (B)



Paia
282.013
Oct 22, 1883
U2 (P)



Lahaina
253.01
Jan 6, 1899
75 (P)



Kahului
281.01
Feb 13, 189?
74 (B)



Makawao
281.011
?? 28, 1899
75 (P)

Maui Island

4



Paia
253.01
Oct 10, 1899
81 (P)



Makawao
282.012
Jan 27, 1899
75 (P)



Makawao
282.012
Jan 22, 1897
74 (P)



Wailuku
281.011
Jul ?, 1899
75 (B)



Wailuku
255.01
Apr 15, 189?
81 (P)



Kihei
285.01
Jan 25, 1900
81 (P)



Kahului
281.01
no date
76 (R)



Spreckelsville
????
no date
75 (P)



Wailuku
281.02
Jun 2, 1898
75 (P)



Kahului
255.12
Apr 6, 1889
43 (B)



Maui Island

5



Kahului
253.01
Oct 11, 1899
75 (R)



Kahului
282.011
May 22, 1889
43 (B)




Kahului
281.01
Mar 3, 1892
U 2 (P)



Paia
281.013
Mar 18, 1887
43 (BI)



Paia
282.013
Dec ??, 1889
43 (BI)



Maui Island

6



Sprecklesville
282.011
May 18, 1895
76 (R)



Paia
282.011
Sep 1, 1891
31 (P)



Kahului
271.017
Feb 14, 1893
65 (B)



Kahului
271.017
Apr 21, 1891
78 (B)



Makawao
281.011
Sep 30, 1899
81 (P)



Wailuku
281.010
Mar 21, 1898
75 (P)



Kahului
281.013
Feb 10, 1886
43 (B)



Kahului
272.642
Aug 11, 1893
76 (BI)

Maui Island

7



Haiku
282.013
no date
38 (B)







Kahului
281.010
no date
75 (R)



Lahaina
281.010
Dec 23, 1888
43 (BI)



Spreckelsville
282.011
/Dec 2, 189?



Oahu Island Town Cancels



Honolulu
233.02
Feb 9, 1886
on piece (B)



Honolulu
231.72
Jul 24, 1894
75 (B)



Honolulu
231.82
Dec 31, 1888
59 (B)



Honolulu
233.528
no date
75 (B)



Honolulu
231.72
Mar 6, 1886
39 (B)



Honolulu
274.01
Feb 10, 1899
78 (P)



Honouliuli
281.02
no date
75 (P)



Honolulu
273.01
Jan 22, 1897
76 (R)



Honolulu
234.62
Jan 18
30 (B)



Honolulu
231.82
Jan 7, 1897
77 (P)



Oahu Island

2



Honolulu
231.82
Jan 2, 1892
75 (B)



Honolulu
232.528
no date
77 (B)



Honolulu
273.01
no date
77 (R)



Honolulu
226.52
no date
75 (P)



Honolulu
226.52
no date
81 (B)



Honolulu
232.92
May 10, 1899
75 (B)




Honolulu
232.92
Oct 24, 1898
80 (B)



Kahuku
253.02
Mar 4, 1891
U 9 (P)



Kahuku
253.01
Apr 23, 1900
81 (P)



Oahu Island

3



Waianae
282.016
May 27, 1896
75 (P)



Heeia
281.03
Aug 11, 1897
75 (P)



Honouliuli
253.02
Jan 18, 189?
82 (B)



Honolulu
253.03
Oct ?, 1900
77 (R)



Ewa
282.011
no date
75 (P)



Honolulu
253.03
Jun 4
81 (B)



Honolulu
232.92
Feb 2, 1893
44 (B)




Honolulu
233.528
no date
81 (B)



Honolulu
223.029
Oct 2, 1878
35 (B)



Waipahu
255.01
Mar 20, 1899
81 (P)



OAHU ISLAND

4



Waialua
282.013
Feb 21, 1894
57 (P)



Waialua
281.010
May 18, 1897
75 (B)



Honolulu
282.210
Jan 26, 1900
83 (P)



Waianae
281.010
Mar 4, 1889
43 (B)



Heeia
281.010
Jul 25, 1893
66 (P)



Honolulu
274.010
no date
31 (P)



Honouliuli
253.02
Aug 10, 189?
76 (P)



Honolulu
274.010
Apr 2?, 189?
76 (P)



Honolulu
294.010
Oct 20, 1899
77 (P)



Honouliuli
253.020
??? 7, 1895
74 (P)



Oahu Island

5



Honolulu
231.720
Jun 18, 1898
57 (B)






Honolulu
232.528
no date
75 (B)



Honolulu
255.010
Apr 29, 1898
75 (P)



Kaneohe
253.01
Dec 15, 189?
81 (B)



Kauai Island Town Cancels



Hanalei
281.01
?N ?, 1894
75 (P)



Kekaha
235.04
Dec ?, 189?
75 (P)



Mana
282.012
Dec ?, 189?
76 (B)



Koloa
282.012
Jul 10, 1898
75 (B)



Waimea
282.011
Sep 23, 1893
57 (P)



Lihue
272.614
Apr 21, 189?
81 (BI)



Lihue
255.12
no date
75 (P)



Koloa
282.012
Jul 16, 1894
57 (BI)



Koloa
282.012
Sep 15, 1888
43 (P)



Koloa
282.011
Jul ?, 1898
75 (B)



Kauai Island

2



Makaweli
282.013
Dec 15, 1897
74 (P)



Lihue
253.41
Oct 11, 1890
44 (BI)



Kekaha
282.011
Mar 10, 1899
44 (B)



Waimea
282.011
Jun 8, 1899
75 (P)



Koloa
251.02
Jun 18, 1894
31 (BI)



Lihue
272.614
Oct 4, 1899
81 (P)



Koloa
251.02
Apr 13, 1893
52 (BI)



Makaweli
282.013
Dec 3, 1892
on piece (P)



Lihue
282.011
Sep 28, 1892
52 (P)



Waimea
238.02
??? 11, 1888
43 (P)

Kauai Island

3



Kekaha
282.011
Sep 28, 1896
75 (P)



Hanalei
253.01
Dec 8, 1898
75 (P)



Kealia
282.011
Nov 9, 1895
75 (P)



Kekaha
253.01
Feb 26, 1898
75 (B)



Kapaa
282.013
Mar 20, 1889
44 (P)



Hanalei
281.02
Apr 10, 1897
75 (P)



Waimea
255.01
May 19, 189?
81 (P)



Kilauea
281.01
Dec 9, 18??
52 (P)



Koloa
251.02
no date
75 (B)



Waimea
255.01
Dec 29, 189?
81 (B)

Kauai Island

4



Hanapepe
281.013
Nov 19, 1898
75 (P)



Kekaha
282.016
Nov 4, 1886
43 (P)



Eleele
253.01
Oct ?2, 1899
83 (P)



Lihue
253.01
Apr 8, 1897
75 (P)



Kilauea
282.011
PPP P, 1897
75 (P)



Lihue
272.614
Jan 20, 1900
81 (P)



Makaweli
255.01
Nov ?, 189?
75 (P)



Hanalei
255.12
Feb 26, 1890
39 (P)



Kilauea
282.010
Feb 26, 1886
43 (P)



Kauai Island

5



Hanalei
282.011
Mar 19, 1893
75 (P)



Kilauea
281.010
??? ??, 1891
81 (P)



Koloa
282.012
Feb 18, 1891
81 (B)



Koloa
282.012
Sep ??, 18??
75 (Br)



Koloa
282.012
Sep 24, 189?
43 (BI)



Koloa
282.012
Feb 4, 1891
75 (BIB)



Kilauea
281.010
Jan 1, 1895
75 (Br)



Kailua
282.016
no date
75 (B)



Lihue
272.614
??? ??, 1898
82 (P)



Lihue
253.410
Aug 13, 189?
43 (BI)



Kaiuai Island

6



Kealia
282.011
Dec ??, 1898
74 (P)



Hanapepe
253.01
Jan 26, 1900
81 (P)



Hanalei
255.120
Sep 30, 18??
43 (P)






Eleele
253.010
May 22, 189?



Waimea
253.61
Aug 8, 1884
U 2 (P)



Lihue
238.02
???/??/18??
39 (B)



Molokai Island Town Cancels



Kaunakakai
282.011
Jun ?, 189?
75 (P)



Kamalo
282.012
May 6, 189?
81 (P)



Kaunakakai
281.01
Nov 11, 18??
52 (P)






Kaunakakai
282.011
Apr 23, 1897
75 (B)



Kaunakakai
282.046
Nov 21, 1890
43 (P)










Kaunakakai
255.01
Jul 8, 1899
81 (P)



Lanai Island Town Canel



Keomuku
255.01
Oct 21, 1899
81 (P)





4-217 *Hawaii* RF 30
 Cat. price 7⁵⁰ Selling Price 3⁷⁵



TYPES OF CANCELS



117



151



226.52



72



116



113



119



131



181



KAWAIIHAE
Hawaii: (6)

282.011



75(B)

KAWAIIHAE
Hawaii: (6)

282.04



52(P)

KAWAIIHAE
Hawaii: (6)

281.010



75(P)

KOHALA
Hawaii: (2)

238.02



35(B)

KAWAIIHAE
Hawaii: (6)

281.01



75(B)

KAWAIIHAE
Hawaii: (6)

281.01



75(P)

KAWAIIHAE
Hawaii: (6)

281.010



75(P)

KAWAIIHAE
Hawaii: (6)

281.010



81(P)

KAWAIIHAE
Hawaii (6)

281.010



75(P)

KAWAIIHAE
Hawaii (6)

281.010



75(P)

KAWAIIHAE
Hawaii (6)

281.010



75(P)

KAWAIIHAE
Hawaii (6)

281.010



75(P)

KAWAIIHAE
Hawaii (6)

282.01



75(B)

KAWAIIHAE
Hawaii (6)

282.01



75(P)

KAILUA
Hawaii (8)

282.04



75(P)

KAWAIIHAE
Hawaii (6)

282.01



75(P)

KAILUA
Hawaii (8)

282.016



43
~~46~~(P)

KAILUA
Hawaii (8)

282.016



75(P)

KAILUA
Hawaii (8)

282.011



43
~~46~~(P)

KAILUA
Hawaii (8)

282.016



81(P)

HOOKENA
Hawaii (3)

282.011
OR
282.01



43
~~46~~(P)
~~48(P)~~

KAILUA
Hawaii (8)

282.011



75(B)

HONU A PO
Hawaii (6)

282.012



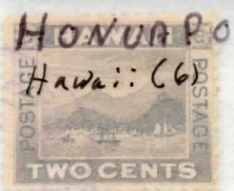
75(P)

HONU A PO
Hawaii (6)

282.012



75(P)



282.012

75(P)

HONOLULU
Hawaii: (6)

282.012



75(P)

HAMAKUAPOKO
MAUI (8)

281.011



75(B)

HAMAKUAPOKO
MAUI (8)

281.011



75(B)

PAAULU
Hawaii: (7)

282.011



PAAULU
Hawaii: (6)

282.011



43(P)

PAAULU
Hawaii: (6)

253.01



75(P)

PAAULU
Hawaii: (6)

281.013



43(P)

PAAULILO
Hawaii (6)

253.01
35



82(P)

PAAULILO
Hawaii (6)

253.010



81(P)

MAHUKONA
Hawaii (7)

281.01



75
74(P)

NAPOOPOO
Hawaii (6)

253.01
35



81(P)

KOHALA
Hawaii (8)

282.011



75(P)

LAUPAHOEHOE
Hawaii (7)

282.011



58(BL)

KOHALA
Hawaii (6)

281.013



43(P)

KOHALA
Hawaii (6)

281.013



43
42(P)

KOHALA
Hawaii (3)

282.013



43(P)

KOHALA
Hawaii (6)

281.013



75(P)

KOHALA
Hawaii (6)

282.013
or
282.011



81(P)

KOHALA
Hawaii (6)

282.013
or
282.011



82(P)

KOHALA
Hawaii (6)

282.013



82(P)

KOHALA
Hawaii (6)

282.013



43(P)

KOHALA
Hawaii (6)

281.013



43
6(P)

KOHALA
Hawaii (6)

281.013



43
6(P)

KOHALA
Hawaii: (6)

281.013



52(P)

KOHALA
Hawaii: (6)

281.013



43
~~43~~ (P)

KEAUHOU
Hawaii: (6)

282.013



75(P)

KOHALA
Hawaii: (6)

281.013



43
~~43~~ (P)

KEAUHOU
Hawaii: (6)

282.013



81
~~81~~ (P)

KEAUHOU
Hawaii: (6)

282.013



75(P)

KEALAKEKUA
Hawaii: (7)

282.011



75(P)

KEALAKEKUA
Hawaii: (3)

282.011



75(P)

KEALAKEKUA
Hawaii (7)

282.06



75(P)

KEALAKEKUA
Hawaii (7)

282.011?



43(P)

KEALAKEKUA
Hawaii (7)

281.02



74(P)

KEALAKEKUA
Hawaii (7)

281.025



75(P)

KAWAIIAE
Hawaii (6)

281.06



75(B)

KEALAKEKUA
Hawaii (7)

281.020



75(P)

MAKAWAO
Maui (6)

281.011



75(B)

KAHULUI
Maui (6)

272.642



75(B1)

KOLOA
Kauai (8)

282.012



81(B)

KOLOA
Kauai (7)

282.011



75(B)

LIHUE
Kauai (9)

272.614



81(P)

KOLOA
Kauai (8)

282.012



75(B)

LIHUE
Kauai (8)

282.011



52(P)

LIHUE
Kauai (9)

272.614



81(P)

WAIMEA
Kauai (6)

255.010



75(P)

MAKAWELI
Kauai (5)

282.013



74(P)

WAI MEA
Kauai (6)

255.01



81(P)

WAI MEA
Kauai (9)

282.04



75(P)

Hilo
Hawaii (6)

253.01



57(P)

HAKALAU
Hawaii (7)

281.02



81(P)

Hilo
Hawaii (6)

253.01



75

H. LO
Hawaii (6)

253.01



74(P)

Hilo
Hawaii (6)

253.01



80

Hilo
Hawaii (6)

253.010



76(P)

HILO
Hawaii: (6)

281.010



75(P)

HILO
Hawaii: (4)

281.01



75(P)

HILO
Hawaii: (10)

271.035



74
8(B)

HILO
Hawaii: (6)

281.010



57(P)

HILO
Hawaii: (10)

271.035



81(B)

HILO
Hawaii: (10)

271.035



81(B)

HILO
Hawaii: (10)

271.035



75(B)

HILO
Hawaii: (10)

271.035



76(B)

Hilo
Hawaii (6)

281.01



57(8)

Hilo
Hawaii (6)

281.010



75(P)

Hilo
Hawaii (8)

282.011



43

Hilo
Hawaii (6)

281.010



52(P)

Hilo
Hawaii (8)

282.011



43
~~44~~(P)

Hilo
Hawaii (8)

282.011



39(P)

Honolulu
Hawaii (5)

253.010



75(P)

Honolulu
Hawaii (5)

253.10



81(P)

HAKALAU
Hawaii (7)

281.020



76
72(P)

Honolulu
OAHU (10)

286.520



75/81 (B,P)

HONOLULU
Hawaii (10)

231.70



74(B)

Kauaakakai
Molokai (6)

282.046



43(P)

Honolulu
Hawaii (9)

232.628



75

Honolulu
Hawaii (9)

233.528



81(B)

Honolulu
Hawaii (10)

232.92



74(B)

Honolulu
Hawaii (10)

234.82



42(B)

HONOULIULI
Hawaii: (7)

281.02



75(P)

Hono lulu
Hawaii: (9)

133.528



74(B)

HONOULIULI
Hawaii: (7)

281.02



75(P)

HONOULIULI
Hawaii: (7)

281.02



75(P)

HONOULIULI
Hawaii: (7)

281.02



75(P)

HONOULIULI
Hawaii: (7)

281.02



75(P)

H.L.W.
Hawaii: (8)

~~Hono lulu~~
282.011



75(R)

KEOMUKU
Lanai: (3)

255.01



81(P)

WAIMEA (Hawaii)
~~Hawaii~~
Hawaii

281.010



81(P)

MAKAWAO
Maui (4)

281.011



75(P)

WAIALUA
~~Hawaii~~
OAHU (5)

282.013



(P)

TORN

Hilo
Hawaii (1)

~~282.014~~
282.014



81(P)

HAMOHA
MAUI (6)

281.010
35



81(P)

WAIMEA
Hawaii (7)

281.01



75

HAMOHA
MAUI (7)

281.011



52(P)

HAMOHA
Maui (7)

281.011



52(P)

KAHULUI
MAUI (6)

272.647



75(BI)

KAHULUI
MAUI (4)

253.01



75(R)

SPRECKELSVILLE
MAUI (8)

282.011



75(R)

SPRECKELSVILLE
MAUI (8)

282.0



75(P)

WAILUKU
MAUI (6)

253.02



81(P)

WAILUKU
MAUI (6)

253.02



81(P)

WAILUKU
MAUI (9)

281.02



81(P)

WAILUKU
MAUI (9)

281.011



52(P)

HANA PEPE
Kauai (5)

281.013

WAILUKU
MAUI (9)

281.020

75(P)



75(P)



KILAUEA
Kauai (7)

281.01

KEALIA
Kauai (9)

282.011



81(P)



75(P)

KOIOA
Kauai (8)

251.02



75

KAWAIIHAE
Hawaii: (6)

282.011



75(B)

KAWAIIHAE
Hawaii: (6)

282.04



52(P)

KAWAIIHAE
Hawaii: (6)

281.010



75(P)

KOHALA
Hawaii: (2)

238.02



35(B)

KAWAIIHAE
Hawaii: (6)

281.01



75(B)

KAWAIIHAE
Hawaii: (6)

281.01



75(P)

KAWAIIHAE
Hawaii: (6)

281.06



75(P)

KAWAIIHAE
Hawaii: (6)

281.010



81(P)

KAWAIIHAE
Hawaii (6)

281.010



75(P)

KAWAIIHAE
Hawaii (6)

281.010



75(P)

KAWAIIHAE
Hawaii (6)

281.010



75(P)

KAWAIIHAE
Hawaii (6)

281.010



75(P)

KAWAIIHAE
Hawaii (6)

282.01



75(B)

KAWAIIHAE
Hawaii (6)

282.01



75(P)

KAILUA
Hawaii (8)

282.04



75(P)

KAWAIIHAE
Hawaii (6)

282.01



75(P)

KAILUA
Hawaii (8)

282.016



43
~~46~~(P)

KAILUA
Hawaii (8)

282.016



75(P)

KAILUA
Hawaii (8)

282.011



43
~~46~~(P)

KAILUA
Hawaii (8)

282.016



81(P)

HOOKENA
Hawaii (3)

282.011
OR
282.01



43
~~46~~(P)
~~48(P)~~

KAILUA
Hawaii (8)

282.011



75(B)

HONU A PO
Hawaii (6)

282.012



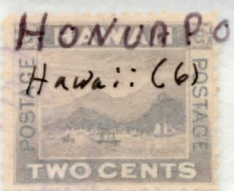
75(P)

HONU A PO
Hawaii (6)

282.012



75(P)



282.012

75(P)

HONOLULU
Hawaii: (6)

282.012



75(P)

HAMAKUAPOKO
MAUI (8)

281.011



75(B)

HAMAKUAPOKO
MAUI (8)

281.011



75(B)

PAAULILO
Hawaii: (7)

282.011



PAAULILO
Hawaii: (6)

282.011



43(P)

PAAULILO
Hawaii: (6)

253.01



75(P)

PAAULILO
Hawaii: (6)

281.013



43(P)

PAAULILO
Hawaii (6)

253.01
35



82(P)

PAAULILO
Hawaii (6)

253.010



81(P)

MAHUKONA
Hawaii (7)

281.01



75
74(P)

NAPOOPOO
Hawaii (6)

253.01
35



81(P)

KOHALA
Hawaii (8)

282.011



75(P)

LAUPAHOEHOE
Hawaii (7)

282.011



58(BL)

KOHALA
Hawaii (6)

281.013



43(P)

KOHALA
Hawaii (6)

281.013



43
42(P)

KOHALA
Hawaii: (3)

282.013



43(P)

KOHALA
Hawaii: (6)

281.013



75(P)

KOHALA
Hawaii: (6)

282.013
or
282.011



81(P)

KOHALA
Hawaii: (6)

282.013
or
282.011



82(P)

KOHALA
Hawaii: (6)

282.013



82(P)

KOHALA
Hawaii: (6)

282.013



43(P)

KOHALA
Hawaii: (6)

281.013



43
6(P)

KOHALA
Hawaii: (6)

281.013



43
6(P)

KOHALA
Hawaii: (6)

281.013



52(P)

KOHALA
Hawaii: (6)

281.013



43
~~43~~ (P)

KEAUHOU
Hawaii: (6)

282.013



75(P)

KOHALA
Hawaii: (6)

281.013



43
~~43~~ (P)

KEAUHOU
Hawaii: (6)

282.013



81
~~81~~ (P)

KEAUHOU
Hawaii: (6)

282.013



75(P)

KEALAKEKUA
Hawaii: (7)

282.011



75(P)

KEALAKEKUA
Hawaii: (3)

282.011



75(P)

KEALAKEKUA
Hawaii (7)

282.06

KEALAKEKUA
Hawaii (7)

282.011?



75(P)



43(P)

KEALAKEKUA
Hawaii (7)

281.02

KEALAKEKUA
Hawaii (7)

281.025



74(P)



75(P)

KAWAIIAE
Hawaii (6)

281.06

KEALAKEKUA
Hawaii (7)

281.020



75(B)



75(P)

MAKAWAO
Maui (6)

281.011

KAHULUI
Maui (6)

272.642



75(B)



75(B1)

KOLOA
Kauai (8)

282.012



81(B)

KOLOA
Kauai (7)

282.011



75(B)

LIHUE
Kauai (9)

272.614



81(P)

KOLOA
Kauai (8)

282.012



75(B)

LIHUE
Kauai (8)

282.011



52(P)

LIHUE
Kauai (9)

272.614



81(P)

WAIMEA
Kauai (6)

255.010



75(P)

MAKAWELI
Kauai (5)

282.013



74(P)

WAIMEA
Kauai (6)

255.01



81(P)

WAIMEA
Kauai (9)

282.04



75(P)

Hilo
Hawaii (6)

253.01



57(P)

HAKALAU
Hawaii (7)

281.02



81(P)

Hilo
Hawaii (6)

253.01



75

H.L.O
Hawaii (6)

253.01



74(P)

Hilo
Hawaii (6)

253.01



80

Hilo
Hawaii (6)

253.010



76(P)

HILO
Hawaii: (6)

281.010



75(P)

HILO
Hawaii: (4)

281.01



75(P)

HILO
Hawaii: (10)

271.035



74
8(B)

HILO
Hawaii: (6)

281.010



57(P)

HILO
Hawaii: (10)

271.035



81(B)

HILO
Hawaii: (10)

271.035



81(B)

HILO
Hawaii: (10)

271.035



75(B)

HILO
Hawaii: (10)

271.035



76(B)

Hilo
Hawaii (6)

281.01



57(8)

Hilo
Hawaii (6)

281.010



75(P)

Hilo
Hawaii (8)

282.011



43

Hilo
Hawaii (6)

281.010



52(P)

Hilo
Hawaii (8)

282.011



43
~~44~~(P)

Hilo
Hawaii (8)

282.011



39(P)

Honolulu
Hawaii (5)

253.010



75(P)

Honolulu
Hawaii (5)

253.10



81(P)

HAKALAU
Hawaii (7)

281.020

Honolulu
OAHU (10)

286.520



76
72(P)



75/81 (B,P)

HONOLULU
Hawaii (10)

231.70

Kauaakakai
Molokai (6)

282.046



74(B)



43(P)

Honolulu
Hawaii (9)

232.628

Honolulu
Hawaii (9)

233.528



75



81(B)

Honolulu
Hawaii (10)

232.92

Honolulu
Hawaii (10)

234.82



74(B)



42(B)

HONOULIULI
Hawaii: (7)

281.02



75(P)

Hono lulu
Hawaii: (9)

133.528



74(B)

HONOULIULI
Hawaii: (7)

281.02



75(P)

HONOULIULI
Hawaii: (7)

281.02



75(P)

HONOULIULI
Hawaii: (7)

281.02



75(P)

HONOULIULI
Hawaii: (7)

281.02



75(P)

H.L.W.
Hawaii: (8)

~~Hawaii: (8)~~
282.011



75(R)

KEOMUKU
Lanai: (3)

255.01



81(P)

WAIMEA (Hawaii)
~~Kauai~~
Hawaii

281.010



81(P)

MAKAWAO
Maui (4)

281.011



75(P)

WAIALUA
~~Hawaii~~
OAHU (5)

282.013



(P)

TORN

Hilo
Hawaii (1)

~~282.014~~
282.014



81(P)

HAMOHA
Maui (6)

281.010
35



81(P)

WAIMEA
Hawaii (7)

281.01



75

HAMOHA
Maui (7)

281.011



52(P)

HAMOHA
Maui (7)

281.011



52(P)

KAHULUI
MAUI (6)

272.647



75(BI)

KAHULUI
MAUI (4)

253.01



75(R)

SPRECKELSVILLE
MAUI (8)

282.011



75(R)

SPRECKELSVILLE
MAUI (8)

282.0



75(P)

WAILUKU
MAUI (6)

253.02



81(P)

WAILUKU
MAUI (6)

253.02



81(P)

WAILUKU
MAUI (9)

281.02



81(P)

WAILUKU
MAUI (9)

281.011



52(P)

HANA PEPE
Kauai (5)

281.013

WAILUKU
MAUI (9)

281.020

75(P)



75(P)



KILAUEA
Kauai (7)

281.01

KEALIA
Kauai (9)

282.011



81(P)



75(P)

KOIOA
Kauai (8)

251.02



75

Hawaii Island Town Cancels



Napoopoo
253.01
Mar 23, 1899
81 (P)



Kohala
282.013
Jan 1, 1897
74 (P)



Volcano House
281.02
Jan 18, 1899
75 (P)



Kohala
282.011
May 2, 1894
75 (P)



Laupahoehoe
282.011
Sep 4, 189?
59 (P)



Mahukona
255.01
Jun ?, 189?
75 (P)



Paaui
253.01
Dec 20, 1899
75 (P)



Paaui
282.011
no date
75 (P)



Kohala
281.013
Mar 6, 1889
43 (P)



Hilo
253.03
Jan 21, 1895
76 (P)



Hawaii Island

2



Holualoa
253.01
Jul 27, 1899
81 (P)



Kealakekua
281.02
Mar 23, 1899?
75 (P)



Kealakekua
282.011
Sep 29, 1899?
57 (P)



Keauhou
282.013
Jun 18, 1899?
74 (P)



Kohala
282.013
Oct 26, 1899
52 (P)



Puehuehu
282.016
Feb ?1, 1884
38 (P)



Kawaihae
282.011
? P4, 1899
75 (G)



Kawaihae
281.01
Sep 18, 1899?
75 (B)



Kawaihae
281.01
Mar 22, 1899?
74 (P)



Kailua
282.011
Jul 6, 1899
75 (B)

Hawaii Island

3



Kailua
282.016
Mar 2, 1897
81 (B)



Hookena
282.011
Apr 15, 189?
43 (B)



Kawaihae
282.011
Aug 10, 1890
43 (P)



Honuapo
282.012
no date
75 (P)



Hilo
274.01
Aug 20, 1894
74 (P)



Hilo
253.41
Apr 18, 1895
75 (P)



Hoopuloa
282.01
no date
75 (P)



Kukuihaele
282.01
Mar ?, 189?
75 (P)



Kailua
282.011
Aug ?, 189?
66 (P)



Hilo
253.03
Oct ?, 1894
74 (P)



Hawaii Island

4



Hookena
281.01
no date
75 (P)



Honolulu
253.01
May 23, 1899
75 (P)



Kohala
238.02
Jan 17, 1890
35 (B)



Hilo
271.035
Sep 1, 1899
80 (B)



Hilo
253.01
Nov 4, 1899
77 (P)



Hilo
282.011
Jan 2, 1894
42 (P)



Hilo
282.011
Sep 14, 1891
44 (P)




Hilo
271.035
Sep 1, 1898
74 (B)



Hilo
281.01
Dec 11, 1893
55 (P)



Hilo
281.01
Jul 2, 1887
31 (B)



Hawaii Island

5



Kailua
282.016
Nov 29, 18??
39 (P)



Honokaa
255.01
Nov 10, 189?
75 (P)



Hilo
281.01
Oct 25, 1891
39 (P)



Hilo
274.01
Oct 3, 1895
75 (BI)



Hilo
235.01
Apr 14, 1898
77 (P)



Kealahkekua
282.016
Jul 17, 1895
75 (P)



Mahukona
282.016
Sep 5, 1899
75 (P)



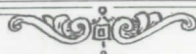
Kealahkekua
282.011
Jan 5, 1896
74 (P)



Waiohinu
259.13
?? 27, 189?
43 (P)



Kawaihae
238.02
Dec 8, 187?
35 (B)



Hawaii Island

6



Hookena
281.01
Sep 10, 1897
74 (P)



Hilo
271.03
no date
80 (B)



Kohala
282.013
Jan 31, 1889
43 (P)



Waimea
281.01
Jun 6, 1899
81 (P)



Hilo
253.03
Sep 20, 1900
76 (P)



Honokaa
282.016
no date
75 (P)



Kukuihaele
281.02
Mar 30, 1897
81 (P)




Kailua
282.016
Feb 27, 1900
81 (P)



Laupahoehoe
282.011
Sep 6, 1892
52 (BI)



Paauilo
253.01
Jun 23, 1899
81 (P)



Hawaii Island

7



Laupahoehoe
281.01
Oct 28, 1899
75 (P)



Pahala
253.41
Mar 11, 189?
75 (P)



Honokaa
282.013
Nov ?, 1887
43 (P)



Hilo
271.035
Jul 3, 1897
75 (B)



Hoopuloa
281.03
Sep 13, 1899
82 (P)



Hilo
281.01
Jan 22, 1894
57 (B)



Kohala
282.011
May 16, 1899
U 2 (P)




Mahukona
281.01
Jan 20, 1898
76 (P)



Laupahoehoe
282.011
Dec 3, 1892
U 2 (BI)



Hakalau
281.02
Oct 11, 189?
82 (P)



Hawaii Island

8



Papaikou
255.01
Nov 4, 1898
74 (B)



Ookala
259.023
Nov 14, 1898
75 (B)



Hilo
253.01
Nov 9, 1899
74 (R)



Paauilo
609
no date
75 (B)



Olaa
281.013
dateless
75 (B)



Laupahoehoe
291.01
Oct 2, 1899
75 (P)



Naalehu
253.01
Jul 9, 1899
74 (P)



Olaa
253.01
Apr 21, 1899
81 (P)

Kohala
282.011
Apr. 1, 1893
U 2 (P)

HAWAII ISLAND

9



Punaluu
281.010
no date
52 (B)



Punaluu
281.010
Sep 15, 1898
75 (P)



Kalapana
253.060
Mar 28, 1898
75 (P)



Naalehu
282.011
Jan 29, 1891
43 (P)



Laupahoehoe
253.010
Feb 28, 1899
81 (P)



Mahukona
253.010
Jun 2, 1899
81 (P)



Waimea
281.010
PPP 19, 1894
75 (R)



Mahukona
282.011
no date
52 (P)



Paauilo
281.013
Aug 20, 1890
43 (P)



Hawaii Island

10



Ookala
253.41
Jul 1, 1886
U 2 (P)



Laupahoehoe Beach
282.04
Oct 1, 1885
U 2 (P)



Napoopoo
253.010
Oct 2, 1890
75 (P)



Hakalau
281.020
no date
76 (P)



Waiohinu
259.13
Dec 2, 1890
75 (P)



Waimea
281.010
Oct 11, 1890
75 (P)



Hakalau
~~281.020~~ 237.120
Apr 16, 1890
75 (Br)

Hawaii Island



11



Lapahoe
282.016
DEC 11, 1884
U 2 (P)



Hoopuloa
282.011
Feb ??, 18??
S1 (B)



Maui Island Town Cancels



Makawao
282.011
Jan 8, 1893
75 (P)



Kahului
272.642
May 28, 1898
75 (BI)



Kahului
272.642
Dec 19, 1899
81 (BI)



Kahului
253.01
Dec 1, 1897
75 (R)



Makawao
259.01
May 2, 1900
81 (B)



Lahaina
282.011
Sep 20, 1897
78 (P)



Makawao
282.011
no date
75 (B)



Kipahulu
282.011
no date
75 (P)



Hamakuapoko
281.01
Aug ?, 1890
43 (BI)



Hamakuapoko
281.011
no date
75 (B)

Maui Island

2



Hana
255.01
May 5, 1897
75 (P)



Wailuku
281.02
Nov 2, 189?
81 (P)



Wailuku
281.01
Aug 28
43 (B)



Spreckelsville
282.011
Sep ?2, 189?
75 (P)



Wailuku
281.011
Mar 26, 189?
52 (P)



Paia
253.01
Apr 8, 189?
81 (B)



Hamoa
253.01
May 10, 1899
81 (P)



Lahaina
255.01
May 1, 1900
81 (P)



Hamoa
281.011
Nov 17, 1891
52 (P)



Hamakuapoko
281.011
May ?, 189?
81 (B)



Maui Island

3



Spreckelsville
282.011
Jan 22, 189?
75 (R)



Lahaina
281.013
Jun 16, 1884
43 (BI)



Paia
282.013
Oct 18, 1890
43 (B)



Kahului
238.42
P 2, 1882
35 (B)



Wailuku
281.01
May 28, 1886
39 (B)



Wailuku
285.012
no date
38 (B)



Paia
282.013
Oct 22, 1883
U2 (P)



Lahaina
253.01
Jan 6, 1899
75 (P)



Kahului
281.01
Feb 13, 189?
74 (B)



Makawao
281.011
?? 28, 1899
75 (P)

Maui Island

4



Paia
253.01
Oct 10, 1899
81 (P)



Makawao
282.012
Jan 27, 1899
75 (P)



Makawao
282.012
Jan 22, 1897
74 (P)



Wailuku
281.011
Jul ?, 1899
75 (B)



Wailuku
255.01
Apr 15, 189?
81 (P)



Kihei
285.01
Jan 25, 1900
81 (P)



Kahului
281.01
no date
76 (R)



Spreckelsville
????
no date
75 (P)



Wailuku
281.02
Jun 2, 1898
75 (P)



Kahului
255.12
Apr 6, 1889
43 (B)



Maui Island

5



Kahului
253.01
Oct 11, 1899
75 (R)



Kahului
282.011
May 22, 1889
43 (B)




Kahului
281.01
Mar 3, 1892
U 2 (P)



Paia
281.013
Mar 18, 1887
43 (BI)



Paia
282.013
Dec ??, 1889
43 (BI)



Maui Island

6



Sprecklesville
282.011
May 18, 1895
76 (R)



Paia
282.011
Sep 1, 1891
31 (P)



Kahului
271.017
Feb 14, 1893
65 (B)



Kahului
271.017
Apr 21, 1891
78 (B)



Makawao
281.011
Sep 30, 1899
81 (P)



Wailuku
281.010
Mar 21, 1898
75 (P)



Kahului
281.013
Feb 10, 1886
43 (B)



Kahului
272.642
Aug 11, 1899
76 (BI)

Maui Island

7



Haiku
282.013
no date
38 (B)






Kahului
281.010
no date
75 (R)



Lahaina
281.010
Dec 23, 1888
43 (BI)



Spreckelsville
282.011
/Dec 2, 189?



Oahu Island Town Cancels



Honolulu
233.02
Feb 9, 1886
on piece (B)



Honolulu
231.72
Jul 24, 1894
75 (B)



Honolulu
231.82
Dec 31, 1888
59 (B)



Honolulu
233.528
no date
75 (B)



Honolulu
231.72
Mar 6, 1886
39 (B)



Honolulu
274.01
Feb 10, 1899
78 (P)



Honouliuli
281.02
no date
75 (P)



Honolulu
273.01
Jan 22, 1897
76 (R)



Honolulu
234.62
Jan 18
30 (B)



Honolulu
231.82
Jan 7, 1897
77 (P)



Oahu Island

2



Honolulu
231.82
Jan 2, 1892
75 (B)



Honolulu
232.528
no date
77 (B)



Honolulu
273.01
no date
77 (R)



Honolulu
226.52
no date
75 (P)



Honolulu
226.52
no date
81 (B)



Honolulu
232.92
May 10, 1899
75 (B)




Honolulu
232.92
Oct 24, 1898
80 (B)



Kahuku
253.02
Mar 4, 1891
U 9 (P)



Kahuku
253.01
Apr 23, 1900
81 (P)



Oahu Island

3



Waianae
282.016
May 27, 1896
75 (P)



Heeia
281.03
Aug 11, 1897
75 (P)



Honouliuli
253.02
Jan 18, 189?
82 (B)



Honolulu
253.03
Oct ?, 1900
77 (R)



Ewa
282.011
no date
75 (P)



Honolulu
253.03
Jun 4
81 (B)



Honolulu
232.92
Feb 2, 1893
44 (B)




Honolulu
233.528
no date
81 (B)



Honolulu
223.029
Oct 2, 1878
35 (B)



Waipahu
255.01
Mar 20, 1899
81 (P)



OAHU ISLAND

4



Waialua
282.013
Feb 21, 1894
57 (P)



Waialua
281.010
May 18, 1897
75 (B)



Honolulu
282.210
Jan 26, 1900
83 (P)



Waianae
281.010
Mar 4, 1889
43 (B)



Heeia
281.010
Jul 25, 1893
66 (P)



Honolulu
274.010
no date
31 (P)



Honouliuli
253.02
Aug 10, 189?
76 (P)




Honolulu
274.010
Apr 2?, 189?
76 (P)



Honolulu
294.010
Oct 20, 1899
77 (P)



Honouliuli
253.020
??? 7, 1895
74 (P)



Oahu Island

5



Honolulu
231.720
Jun 18, 1898
57 (B)






Honolulu
232.528
no date
75 (B)



Honolulu
255.010
Apr 29, 1898
75 (P)



Kaneohe
253.01
Dec 15, 189?
81 (B)



Kauai Island Town Cancels



Hanalei
281.01
?N ?, 1894
75 (P)



Kekaha
235.04
Dec ?, 189?
75 (P)



Mana
282.012
Dec ?, 189?
76 (B)



Koloa
282.012
Jul 10, 1898
75 (B)



Waimea
282.011
Sep 23, 1893
57 (P)



Lihue
272.614
Apr 21, 189?
81 (BI)



Lihue
255.12
no date
75 (P)



Koloa
282.012
Jul 16, 1894
57 (BI)



Koloa
282.012
Sep 15, 1888
43 (P)



Koloa
282.011
Jul ?, 1898
75 (B)



Kauai Island

2



Makaweli
282.013
Dec 15, 1897
74 (P)



Lihue
253.41
Oct 11, 1890
44 (BI)



Kekaha
282.011
Mar 10, 1892
44 (B)



Waimea
282.011
Jun 8, 1899
75 (P)



Koloa
251.02
Jun 18, 1894
31 (BI)



Lihue
272.614
Oct 4, 1899
81 (P)



Koloa
251.02
Apr 13, 1893
52 (BI)



Makaweli
282.013
Dec 3, 1892
on piece (P)



Lihue
282.011
Sep 28, 1892
52 (P)



Waimea
238.02
??? 11, 1888
43 (P)

Kauai Island

3



Kekaha
282.011
Sep 28, 1896
75 (P)



Hanalei
253.01
Dec 8, 1898
75 (P)



Kealia
282.011
Nov 9, 1895
75 (P)



Kekaha
253.01
Feb 26, 1898
75 (B)



Kapaa
282.013
Mar 20, 1889
44 (P)



Hanalei
281.02
Apr 10, 1897
75 (P)



Waimea
255.01
May 19, 189?
81 (P)



Kilauea
281.01
Dec 9, 18??
52 (P)



Koloa
251.02
no date
75 (B)



Waimea
255.01
Dec 29, 189?
81 (B)

Kauai Island

4



Hanapepe
281.013
Nov 19, 1898
75 (P)



Kekaha
282.016
Nov 4, 1886
43 (P)



Eleele
253.01
Oct ?2, 1899
83 (P)



Lihue
253.01
Apr 8, 1897
75 (P)



Kilauea
282.011
PPP P, 1897
75 (P)



Lihue
272.614
Jan 20, 1900
81 (P)



Makaweli
255.01
Nov ?, 189?
75 (P)



Hanalei
255.12
Feb 26, 1890
39 (P)



Kilauea
282.010
Feb 26, 1886
43 (P)



Kauai Island

5



Hanalei
282.011
Mar 19, 1893
75 (P)



Kilauea
281.010
??? ??, 1891
81 (P)



Koloa
282.012
Feb 18, 1891
81 (B)



Koloa
282.012
Sep ??, 18??
75 (Br)



Koloa
282.012
Sep 24, 189?
43 (BI)



Koloa
282.012
Feb 4, 1891
75 (BIB)



Kilauea
281.010
Jan 1, 1895
75 (Br)



Kailua
282.016
no date
75 (B)



Lihue
272.614
??? ??, 1898
82 (P)



Lihue
253.410
Aug 13, 189?
43 (BI)



Kaiuai Island

6



Kealia
282.011
Dec ??, 1898
74 (P)



Hanapepe
253.01
Jan 26, 1900
81 (P)



Hanalei
255.120
Sep 30, 18??
43 (P)






Eleele
253.010
May 22, 189?



Waimea
253.61
Aug 8, 1884
U 2 (P)



Lihue
238.02
???/??/18??
39 (B)



Molokai Island Town Cancels



Kaunakakai
282.011
Jun ?, 189?
75 (P)



Kamalo
282.012
May 6, 189?
81 (P)



Kaunakakai
281.01
Nov 11, 18??
52 (P)






Kaunakakai
282.011
Apr 23, 1897
75 (B)



Kaunakakai
282.046
Nov 21, 1890
43 (P)










Kaunakakai
255.01
Jul 8, 1899
81 (P)



Lanai Island Town Canel



Keomuku
255.01
Oct 21, 1899
81 (P)



TYPES OF CANCELS



117



151



226.52



72



116



113



119



131



181

